

EVEREST TEXTILE CO.,LTD

1460 (TWSE)



2023

IR Publication

Table of Contents



I

Company Overview

II

Operating Overview

III

Innovative Products

IV

Strategic Summary



Global Production Network

Providing
Best Solutions



Establishment :
1988

TWSE
1460

Vertical
Integration
Manufacturing

125
Core Tech



Five Focus Points of Profit Strategy

Key Point Breakthrough

Situation Flipping-up

Building Up Sustainable Resilient Enterprise



Resource Integration

Profit Leap



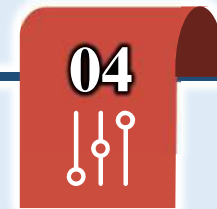
key innovation

Sales Rising



Digital Drive

AI Solutions



Lean empowerment

Resilient Manufacturing




Zero Carbon Economic





Sustainable Excellence




























































































































































Target Market : Global World-renowned Brand

- ◆ Provide world-renowned apparel brands with high-tech and environmentally friendly fabrics and full services.
- ◆ Buyer : NIKE 、 DECATHLON 、 LULULEMON 、 THE NORTH FACE 、 EDDIE BAUER 、 KUHL.....







Performance(Consolidated)

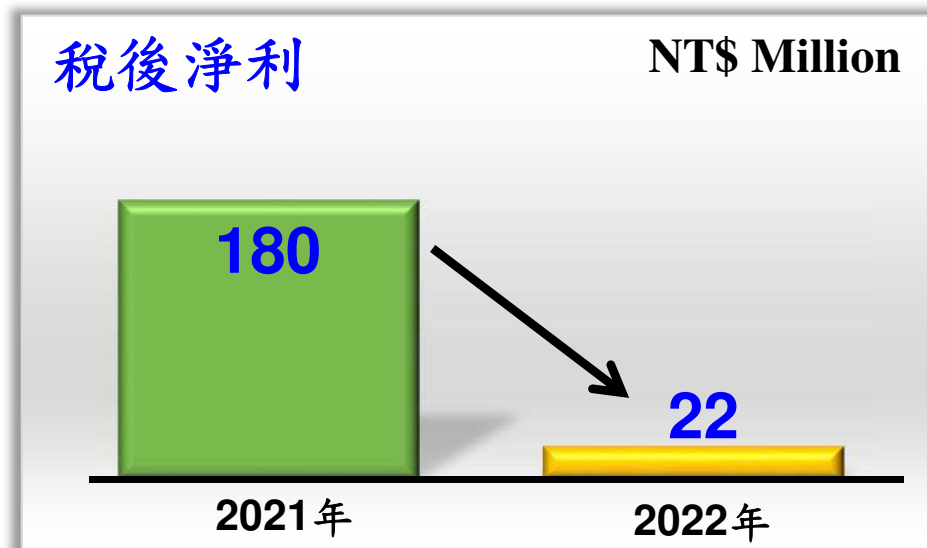
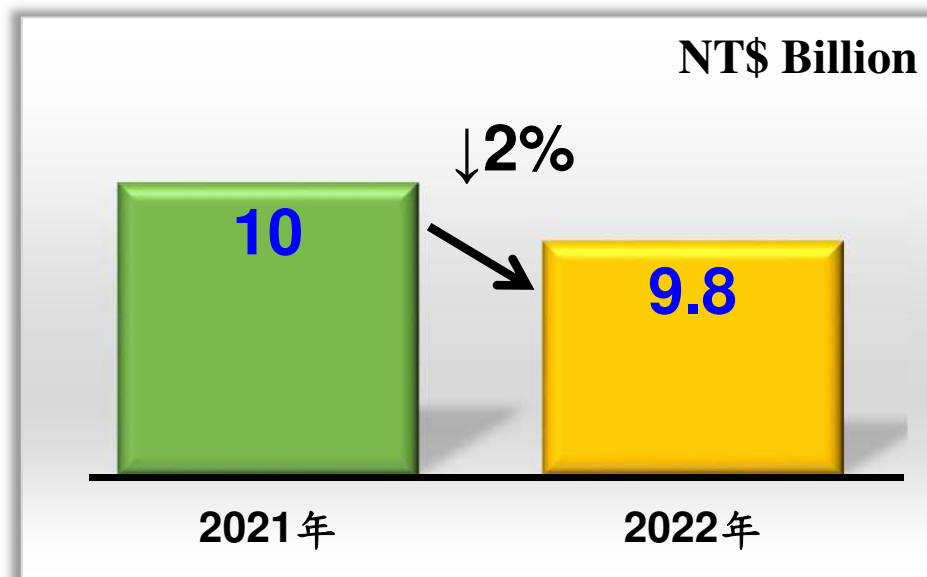
Consolidated Sales
NT9.8 Billion

Net Profit

NT22 Million

EPS

0.03

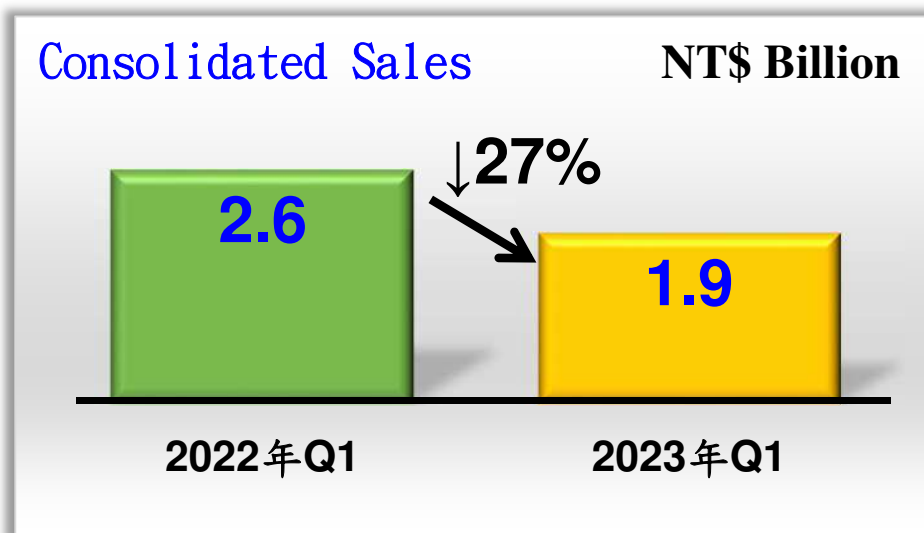




2023Q1 Performance(Consolidated)

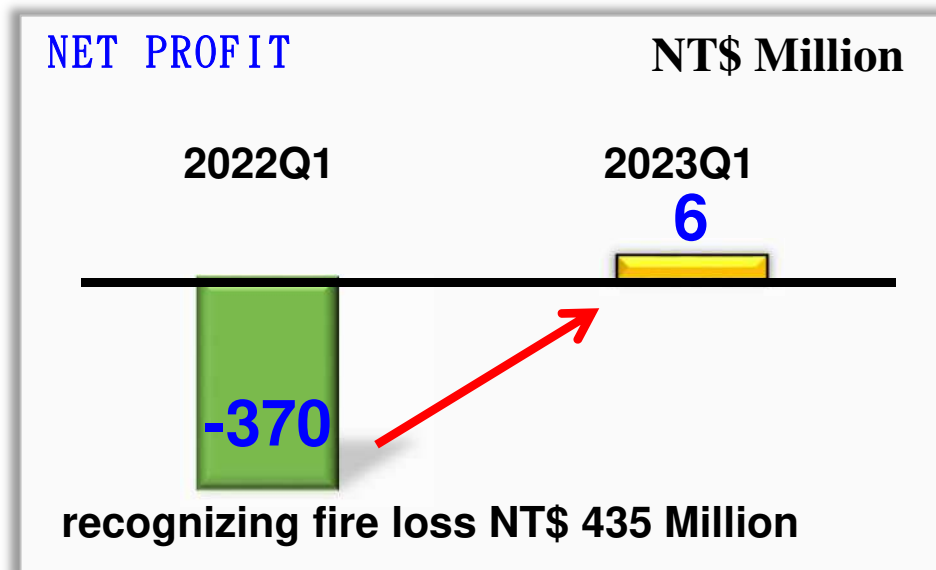
Consolidated Sales

19 億元




Net Profit

0.06 億元





2023 Sales Revenue



NT\$ Billion

Sales	Q1	Apr.	May	June	Q2	Total
2023	1.93	0.47	0.55	0.58	1.6	3.53
2022	2.63	0.73	0.75	0.83	2.31	4.94
YoY	-27%	-36%	-27%	-30%	-31%	-29%



Performance: Last Five Years I/S

Unit: NTD million

(ITEM)	2018		2019		2020		2021		2022		2023.1-3月	
	Amount	%	Amount	%	Amount	%	Amount	%	Amount	%	Amount	%
Sales	9,405	100	8,864	100	7,344	100	10,007	100	9,808	100	1,927	100
Gross Margin	1,690	18	1,386	15	572	8	1,918	19	1,692	17	402	21
Net operating exp.	1,452	15	1,428	16	1,424	20	1,553	16	1,595	16	313	16
Net operating profit	238	3	(42)	-1	(852)	-12	365	4	97	1	89	5
Other gain & loss	38	0	(110)	-1	(80)	-1	(75)	-1	14	0	(71)	-4
Net profit before Tax	276	3	(152)	-2	(932)	-13	290	3	111	1	18	1
Income Tax	119	1	120	1	5	0	108	1	89	1	12	1
Net Income	157	2	(272)	-3	(937)	-13	182	2	22	0	6	0
EPS	\$ 0.33		(\$ 0.56)		(\$ 2.50)		\$ 0.39		\$0.03		\$0.01	

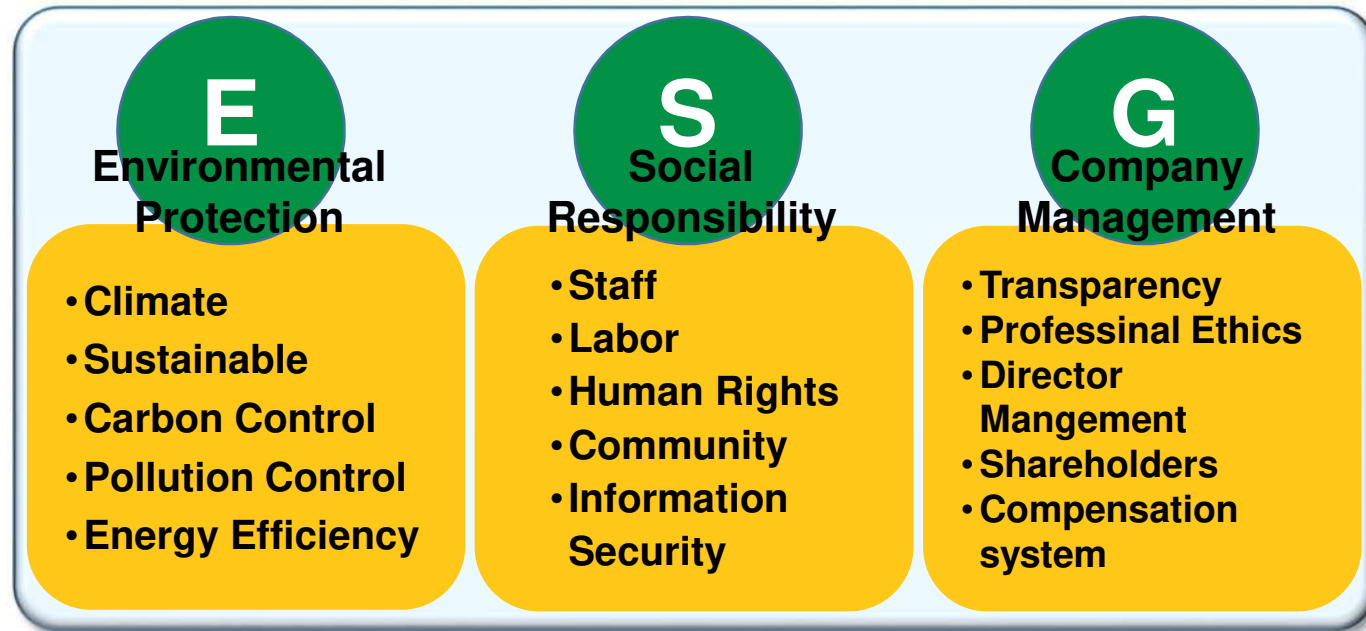


Performance: Last Five Years Major Financial Indices

Unit: NTD million

Items	2018	2019	2020	2021	2022	2023.Q1
Receivables	1,187	1,132	1,341	1,965	1,204	1,003
Inventory	4,504	4,748	4,657	5,721	6,149	6,081
Fixed Assets	6,133	6,303	5,741	5,454	5,625	5,537
Total Assets	12,488	13,516	13,565	14,608	14,978	14,105
Long short terms loans	5,588	6,503	7,698	5,458	6,020	5,422
Capital	4,998	5,098	5,098	6,946	6,946	6,946
Operating revenue	9,405	8,864	7,344	10,007	9,808	1,927
Profit after income tax	157	(272)	(937)	182	22	6
Profit margin after tax	1.7%	-3.1%	-12.8%	1.8%	0.2%	0.3%
ROA	1.9%	-1.4%	-6.3%	1.8%	0.9%	0.3%
ROE	3.1%	-5.4%	-21.7%	3.4%	0.3%	0.1%
EPS(NTD)	0.33	(0.56)	(1.94)	0.39	0.03	0.01
Liabilities ratio	58.7%	64.2%	71.9%	53.3%	52.9%	49.9%
Current ratio	98.0%	114.4%	112.8%	132.4%	135.7%	144.3
Book value per share(NTD)	10.88	10.01	7.87	10.11	10.46	10.48

Corporate Social Responsibility





ESG Performance

Company Management

SASB code
Climate
Sustainability
Information
Disclosure

Social Responsibility

Occupational
safety and
health
improvement
488 cases

Taiwan factory
total number of
medical services
4,240 times

Environmental Protection

Carbon emission
of Taiwan
factory products
reduce 10.7%

Taiwan
Factory total
recovery rate
of waste water
48.49%

Taiwan factory
energy usage
reduce 2.5%
(base year 2020)

- ★ 2022TCSA ESG Report golden awards
- ★ Taiwan Top100 Sustainability Enterprise Model Awards



EVEREST Sustainability Honor Achievement

Everest awarded Asia Responsible Enterprise Awards (AREA)-Circular Economy Practitioner



Everest promotes green procurement actions and develops green products, and has made innovations and outstanding contributions in product design, resource management, recycling and recycling supply chains.

In the future, Everest will also continue to promote the concept of converting waste into valuable resources, implement waste classification, reduction, and recycling from the source, adopt a low-carbon economic model to achieve the benefits of circular economy, and strive to achieve the goal of net zero carbon emissions in 2050.

創新力 · 永續力 · 智慧力 · 精實力



Everest Innovative Products



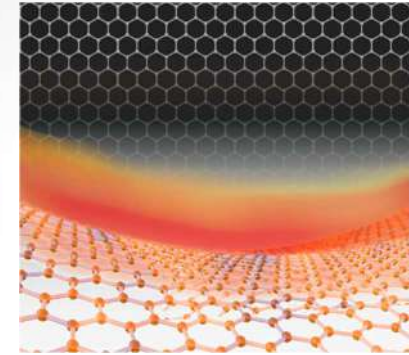


Everest Innovative Products(1)

E-1000 Nylon
尼龍6機械彈



Ever Graphene Wear
石墨烯膜貼合產品



E-2000 Plus
超棉感機械彈



Seamless Digital Integrated Wear
一體成形無縫衣數位整合產品





Everest Innovative Products(2)

Ever Carbon Capture & Castor Oil Wear

碳捕捉結合蓖麻油防水透濕貼合產品



Ever Solvent-Free Wear

無溶劑防水透濕貼合產品



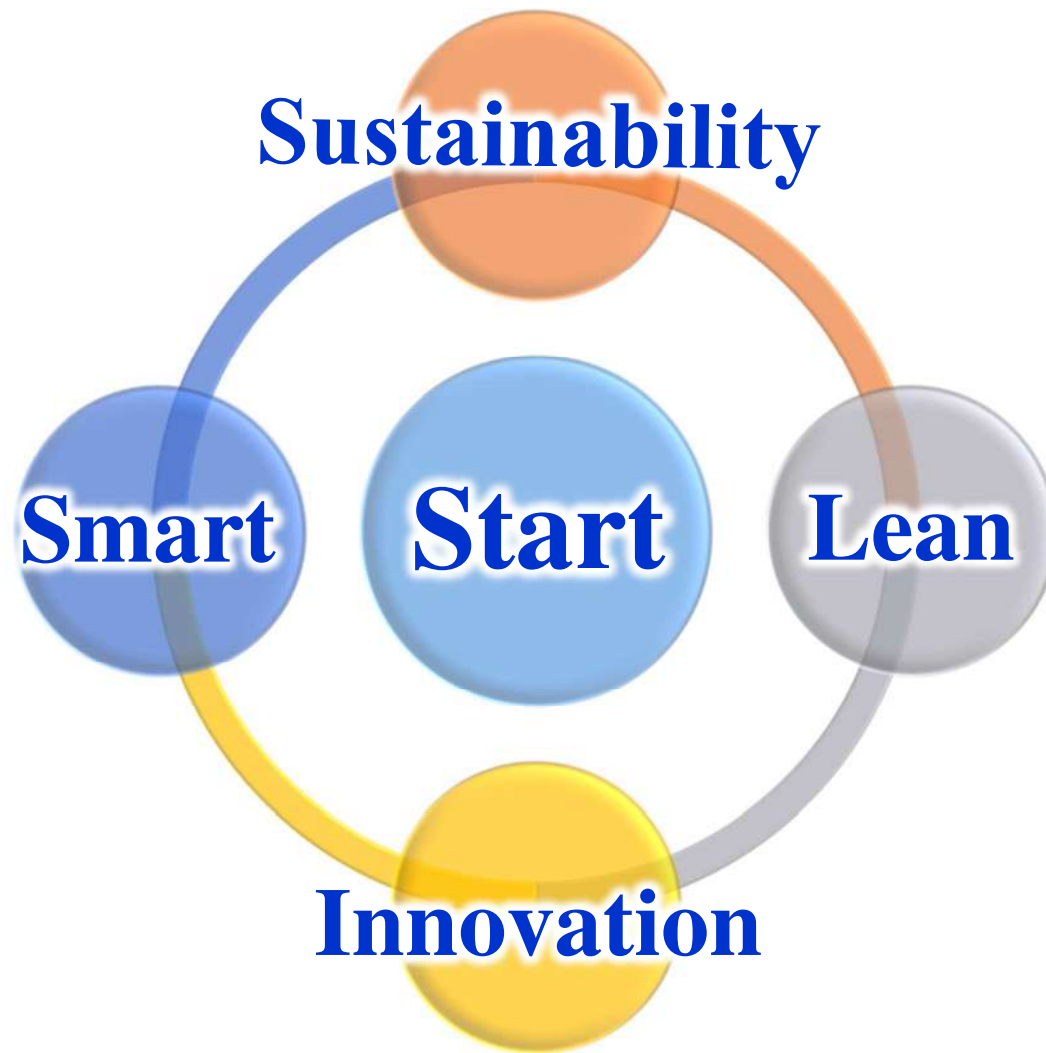
Ever Multi-Colored Ocean

多色海洋特殊印花產品





Strategic Summary



Everest Lean Improvement



Sales & Production

Regional visual management
Reduce paper tube inventory
Receive screen system

Yarn 、 Weaving

Warp spindle weight improvement
Improvement of sizing machine utilization rate
warehouse stack layout improvement
Improved yarn tension
Processed Yarn Oil Content Tracking

Finishing

Styling machine efficiency improvement
Recipe Supply Accurate Improvement
Cold dyeing machine mold change process
Dyeing machine proper rate improvement

Garment

Loose Cloth Cutting Segment Management
pre-production into the mainstream

- ✓ Save human effort
- ✓ Lower inventory
- ✓ Reduce WIP

- ✓ Improve machine utilization rate
- ✓ Improve Quality



Lean Activities in Manufacturing
reduce **12%** cost



Digital x Lean JJC Improvement

Management model aimed at making money

Digital Tech

SAP、MES、AIOT

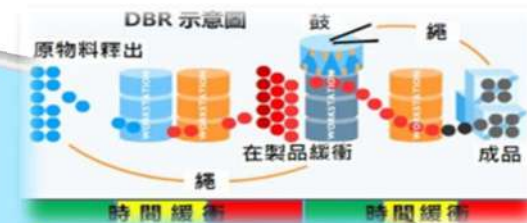


Combine with
limited useful
Info.

TOC (theory of constraints)

Manage effective output and
reduce inventory operating costs

TOC bottleneck section control
Line Push(automatically)



Digital Lean Management System JJC Circle



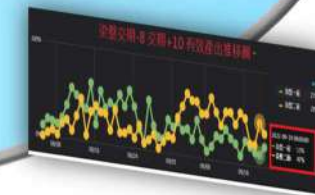
processed yarn
pending inspection

Loom Back Pull
RCCP
Smart Scheduling

JJC Holding capacity
Setup and Track



機台	機台編號	機台名稱	機台狀態	機台位置	機台日期	機台時間	機台產量	
1300026138	0005	E1405389	316	2022/09/21	1300026150	0002	E1405385	1365
1300026137	0002	E1405344	0	2022/09/18	1300026150	0002	E1405385	1337
1300026138	0002	E1405369	0	2022/09/19	1300026150	0004	E1405385	733





Smart Tech Builds Up Green Factory

Drive production/sales/manpower to make a fortune digitally promote sustainable upgrade

Smart Energy Equipment Management



Board room	Operating Analysis	Self-serve report	Sustainability Analysis
Decision Making visualization	Management streamline	Operation exploratory	Carbon Footprint ESG Data



One press tracking Through system

Intelligent Manufacturing Digital Nervous System



Knowledge/Tools/Metheed
AI big date analysis

Digital Integration platform



Various front-end applications

Date Lake



免責聲明

This presentation is prepared by Everest Textile Corporation (the “Company”) and is solely for the purpose of corporate communication and general reference only. The presentation is not intended as an offer to sell, or to solicit an offer to buy or form any basis of investment decision for any class of securities of the Company in any jurisdiction. All such information should not be used or relied on without professional advice. The presentation is a brief summary in nature, and does not purport to be a complete description of the Company, business, current or historical operating results or its future prospects.

This presentation is provided without any kind of the warranty or representation, either expressed or implied. The Company specifically disclaims all responsibilities in respect of any use or reliance of informations, whether financial or otherwise, contained in this presentation. Neither this presentation nor any of its contents may be reproduced to a third party without the prior written consent of the Company.